














# Cabinet Overview

170 / 2070, NEMA, ATC, and ITS Cabinets

170/2070 Cabinets	303/8	336A / 336S	330 / 330S	333	332	334	332D	342LX	344LX
									
	36" H x 21" W x 18" D	39" / 46" H x 24" W x 20" D	51" / 60" H x 21" W x 18" D	55" H x 45" W x 26" D	67" H x 24" W x 30" D	67" H x 24" W x 30" D	67" H x 49" W x 30" D	67" H x 45" W x 26" D	67" H x 45" W x 26" D
	Door: Front (1)	Doors: Front (1), back (1)	Door: Front (1)	Doors: Front (2), back (2)	Doors: Front (1), back (1)	Doors: Front (1), back (1)	Doors: Front (2), back (2)	Doors: Front (2), back (2)	Doors: Front (2), back (2)
	Pedestal or side-of-pole mounted	Base, pedestal, or side-of-pole mounted	Base, pedestal, or side-of-pole mounted	Base mounted	Base mounted	Base mounted	Base mounted	Base mounted	Base mounted
	145 lbs	265/280 lbs	200/215 lbs	335 lbs	265 lbs	200 lbs	435 lbs	368 lbs	368 lbs

NEMA Cabinets	M (Size 5) / MS	P38	P44 (Size 6) / P44S	P44 S -2 Door	G on Pedestal	R38	R44
							
	50" / 68" H x 30" W x 17" D	55" H x 38" W x 26" D	55" / 68" H x 44" W x 26" D	68" H x 44" W x 26" D	73" H x 25" W x 19" D	77" H x 38" W x 26" D	77" H x 44" W x 26" D
	Door: Front (1)	Door: Front (1)	Door: Front (1)	Doors: Front (2) 11" upper & ¾-size lower door	Doors: Front (2)	Door: Front (1)	Door: Front (1)
	Base mounted	Base mounted	Base mounted	Base mounted	Base mounted	Base mounted	Base mounted
	155/215 lbs	225 lbs	285/314 lbs	325 lbs	222 lbs	237 lbs	352 lbs

ATC Cabinets	352i	350i
		
	67" H x 24" W x 30" D	67" H x 45" W x 26" D
	Doors: Front (1), back (1)	Doors: Front (2), back (2)
	Base mounted	Base mounted
	235 lbs	365 lbs

ITS & Misc. Cabinets	343 CCTV	346 ITS	342 ITS	340 ITS
				
	42" H x 24" W x 20" D	46" H x 24" W x 20" D	67" H x 24" W x 30" D	67" H x 45" W x 26" D
	Doors: Front (1), back (1)	Doors: Front (1), back (1)	Doors: Front (1), back (1)	Doors: Front (2), back (2)
	Base, pedestal, or side-of-pole mounted	Base, pedestal, or side-of-pole mounted	Base mounted	Base mounted
	185 lbs	204 lbs	283 lbs	450 lbs

## McCain's Cabinet Lineup

McCain manufactures more than 300 different cabinets in adherence with national standards, each with the flexibility to meet any agency's specifications.

This is a compilation of our most popular cabinets.

To learn more about McCain's products, contact:  
info@mccain-inc.com  
(760) 727-8100

- PLEASE NOTE:
- All dimensions are rounded to the nearest inch.
  - Cabinet doors are all full size unless otherwise noted.
  - Shipping weights are calculated without plug-ins or controller(s).